



Energy audit obligations in PORTUGAL

Management System of Intensive Energy Consumption (SGCIE)



Cristina Cardoso
Directorate General of Energy and Geology
CA EED Dublin 2013

Management System of Intensive Energy Consumption (SGCIE)

The SGCIE was created by Decree-Law 71/2008 of April 15th and is integrated in the NEEAP. This system aims the promotion of energy efficiency and energy consumption monitoring in intensive energy facilities (consuming more than 500 toe/year) broadening the scope of the previous regulation (RGCE) in application since the 80s (1000 toe/year).

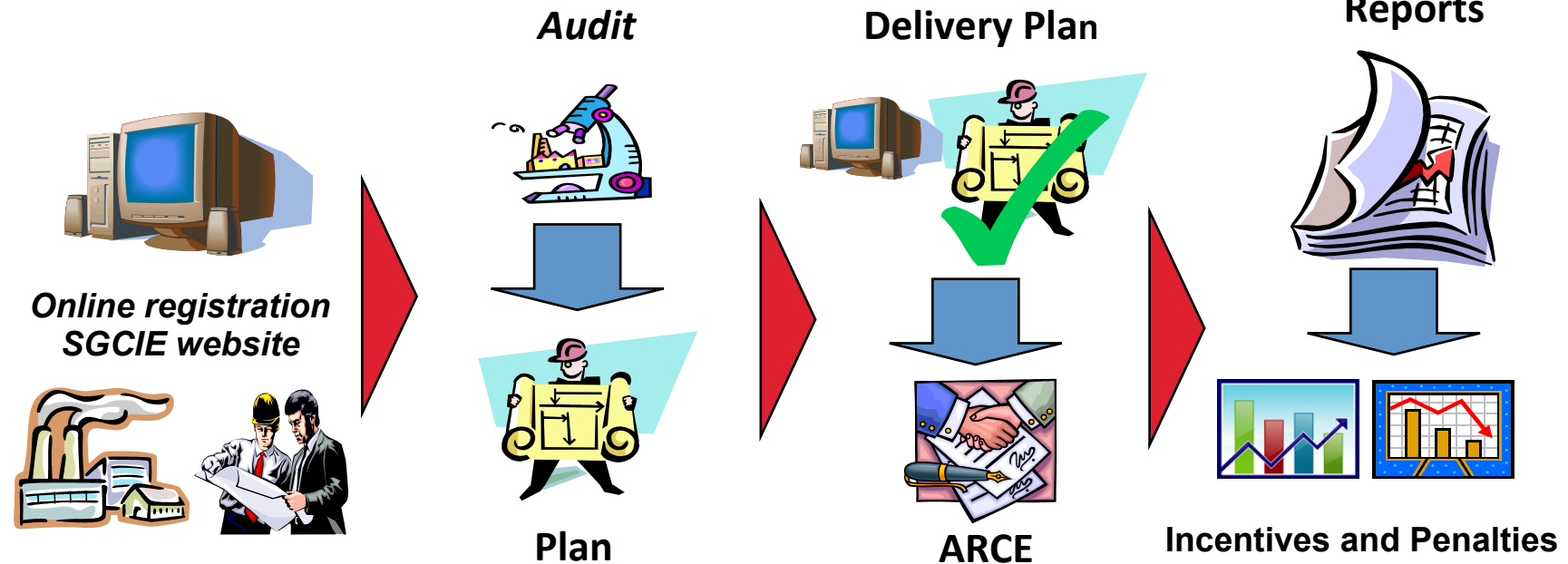
SGCIE imposes binding energy audits, with a 6-year periodicity, in intensive energy facilities with consumptions above 1000 toe/year. An 8-year periodicity energy audits is applied to facilities with energy consumptions comprised between 500 and 1000 toe/year.

Facilities operators are obliged to conduct an energy audit and elaborate an *Energy Consumption Rationalization Plan* (PREn), establishing targets for energy and carbon intensity and specific energy consumption. Upon DGEG's approval the PREn become a *Rationalization Agreement for Energy Consumption* (ARCE).

The ARCE gives to facilities operators excise duties exemption (ISP) on oil and energy products and the possibility to apply for incentives on energy audit costs and on investments in energy management and monitoring equipments.

Energy audits, Energy Consumption Rationalization Plans and biennial execution and progress reports have to be elaborated by auditors recognized by DGEG according to their academic education and professional experience. This is regulated by specific legislation.

SGCIE Operation



Facilities operators with consumptions over 500 toe/year registration

Voluntary registration

Energy auditors registration for recognition

Performing an energy audit

Preparation of the Energy Consumption Rationalization Plan (PREn)

Delivery (online) energy audit and Plan for approval.


The approved plan becomes a Rationalization Agreement of Energy Consumption (ARCE)

Delivery (online) of Execution and Progress Report (REP) every 2 years

Access to incentives

Penalties are foreseen for non compliance of targets

Facilities registration



Online registration



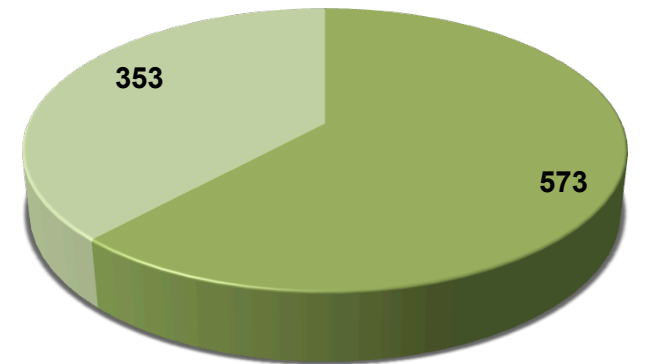
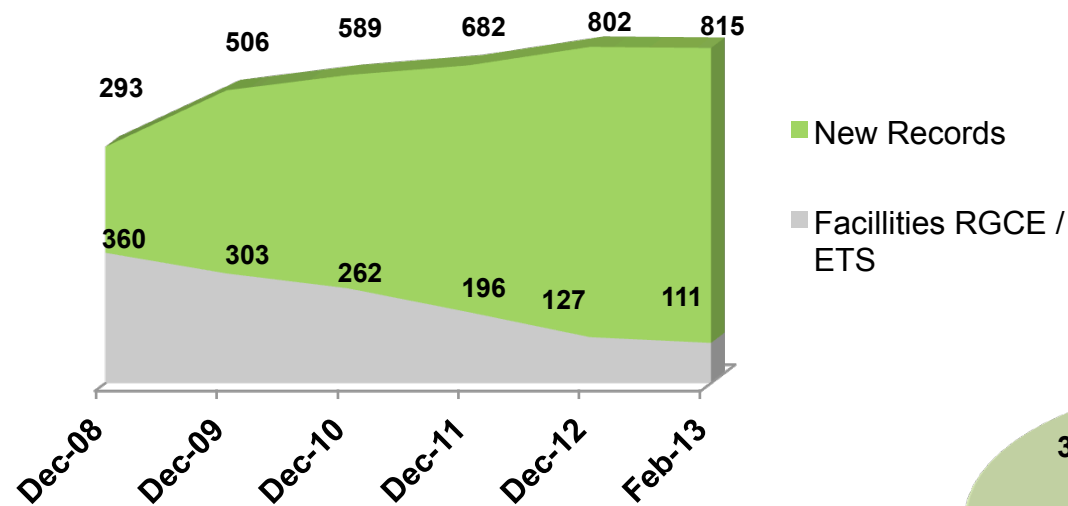
SGCIE Portal:

[http://www.adene.pt/pt-pt/
SubPortais/SGCIE/Paginas/
Homepage.aspx](http://www.adene.pt/pt-pt/SubPortais/SGCIE/Paginas/Homepage.aspx)



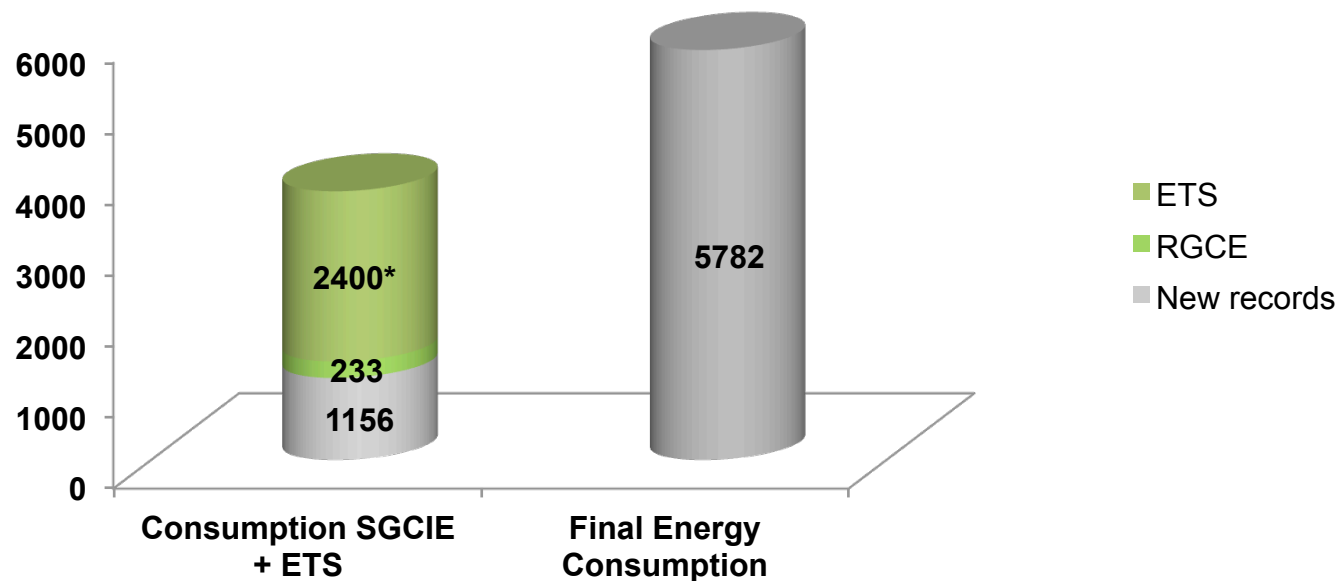
The screenshot displays the SGCIE (Sistema de Gestão dos Consumos Intensivos de Energia) web portal. The header features the SGCIE logo and the text 'SISTEMA DE GESTÃO DOS CONSUMOS INTENSIVOS DE ENERGIA'. Below the header, there is a navigation menu with items like 'INTRODUÇÃO', 'CONVERSOR SGCIE', 'SGCIE', 'Enquadramento e Objectivos', 'Síntese de Aplicação', 'Metas', 'Taxas', 'Incentivos', 'Penalidades', 'Registo de Instalações', 'Planos de Racionalização', 'Relatórios de Progresso e Execução', 'LEGISLAÇÃO', 'Supervisão e Fiscalização', 'BOLSA DE TÉCNICOS OU ENTIDADES RECONHECIDAS', 'DESTAQUES', 'INFORMAÇÃO', and 'DOCUMENTAÇÃO'. The main content area is titled 'Registo de Instalação' and contains a form with fields for 'Nome:', 'Endereço:', 'Telefone:', and 'Email:', along with a 'Submeter' button. The footer includes logos for 'Supervisão e Fiscalização', 'Direcção Geral de Energia e Geologia', 'Concessão e Controlo de Isenção de ISP', 'Direcção-Geral das Alfândegas e dos Impostos Especiais sobre o Consumo', 'Gestão Operacional', and 'ADENE - AGÊNCIA PARA A ENERGIA'. The browser status bar at the bottom shows 'Concluído', 'Internet', and '100%'.

815 new facilities of a total of 926 records were registered in SGCIE (including Plans RGCE still ongoing).



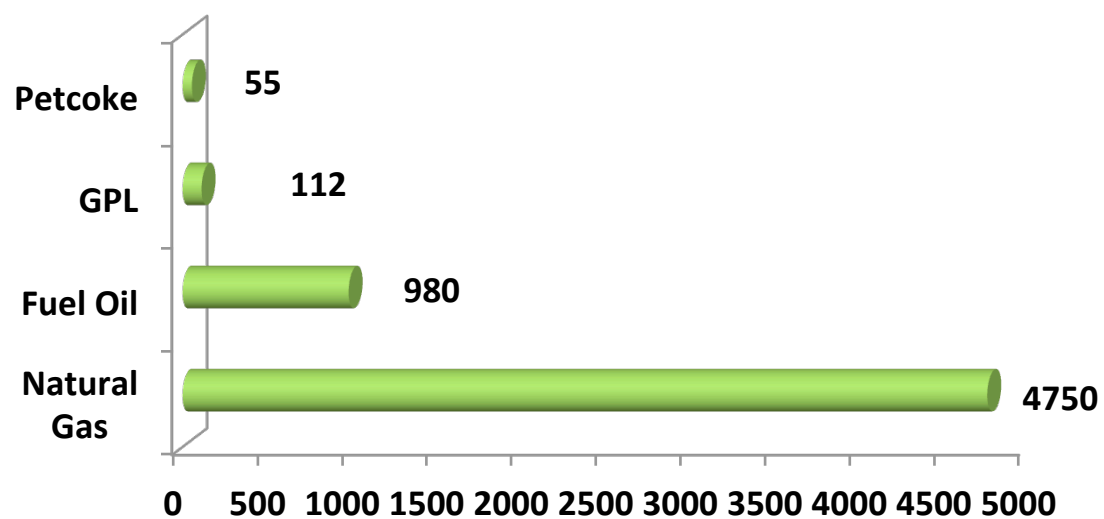
 >=1000 tep/year  < 1000 tep/year

Records in SGCIE equivalent to 1.389 ktoe and represent 24% of final energy consumption in the sectors of Agriculture and Fisheries, Mining, Manufacturing and Construction and Public Works



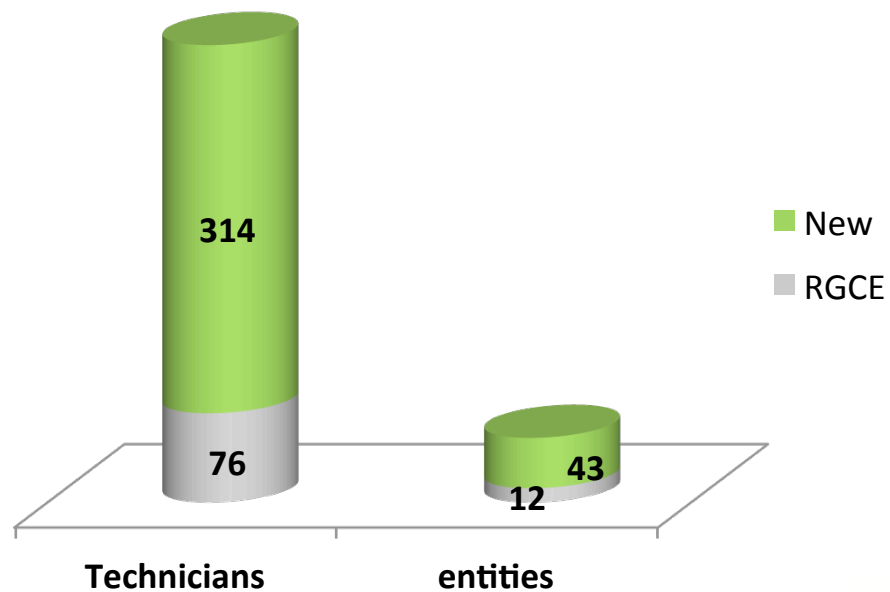
* Estimated

Excise duties exemption (ISP) of Rationalization Plans approved (amounting about 5.900 kEuro/year) with inclusion of natural gas since January 2013.


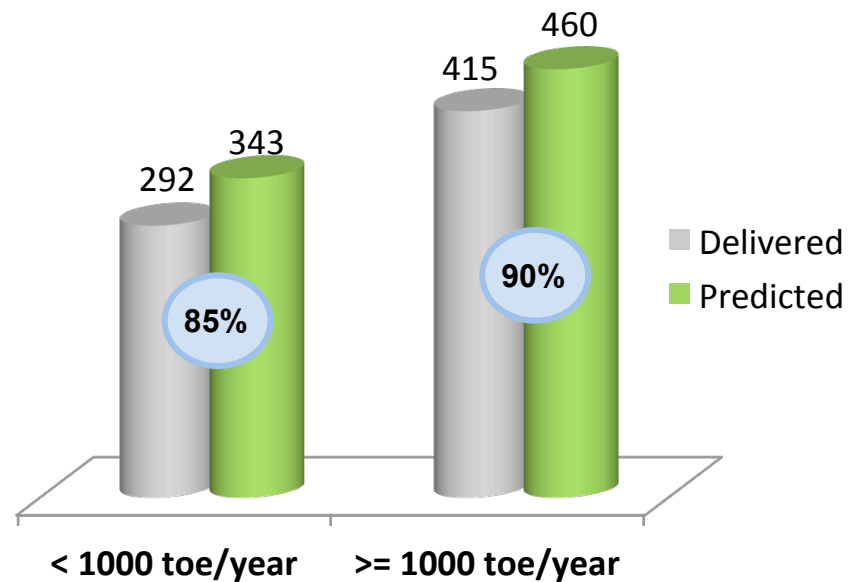


	Fuel Oil	LPG	Petcoke	Natural Gas
Number of Facilities	94	230	6	335
Average by facilitie (kEuro/year)	10,4	0,5	9,2	14

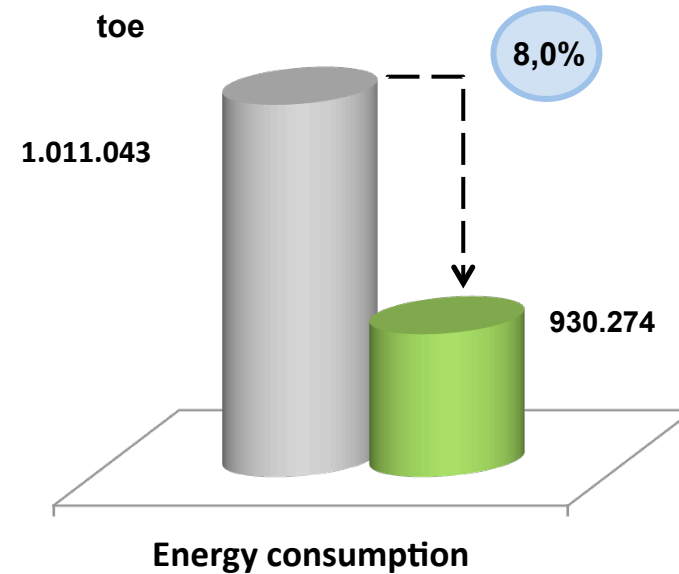
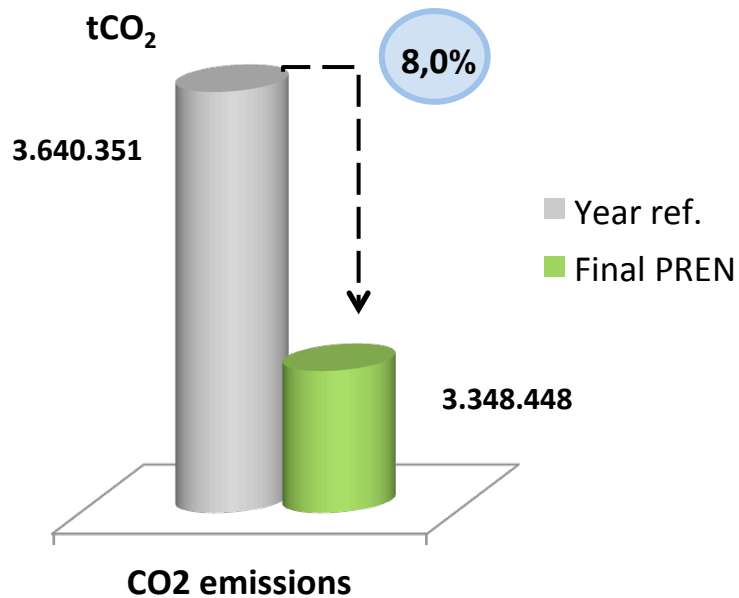
445 records of technicians or entities recognized.



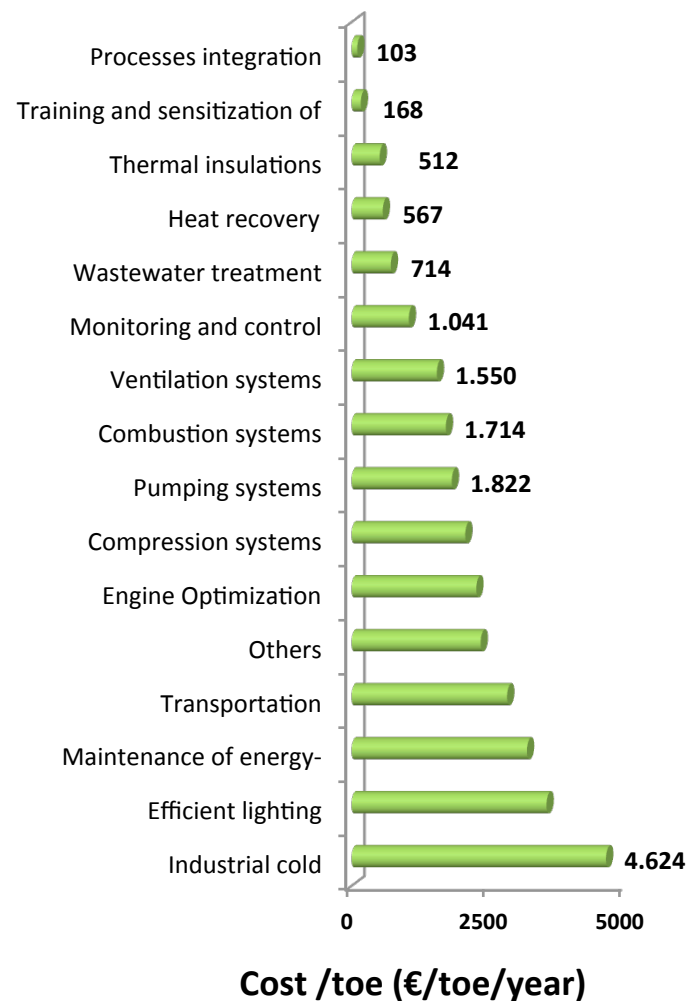
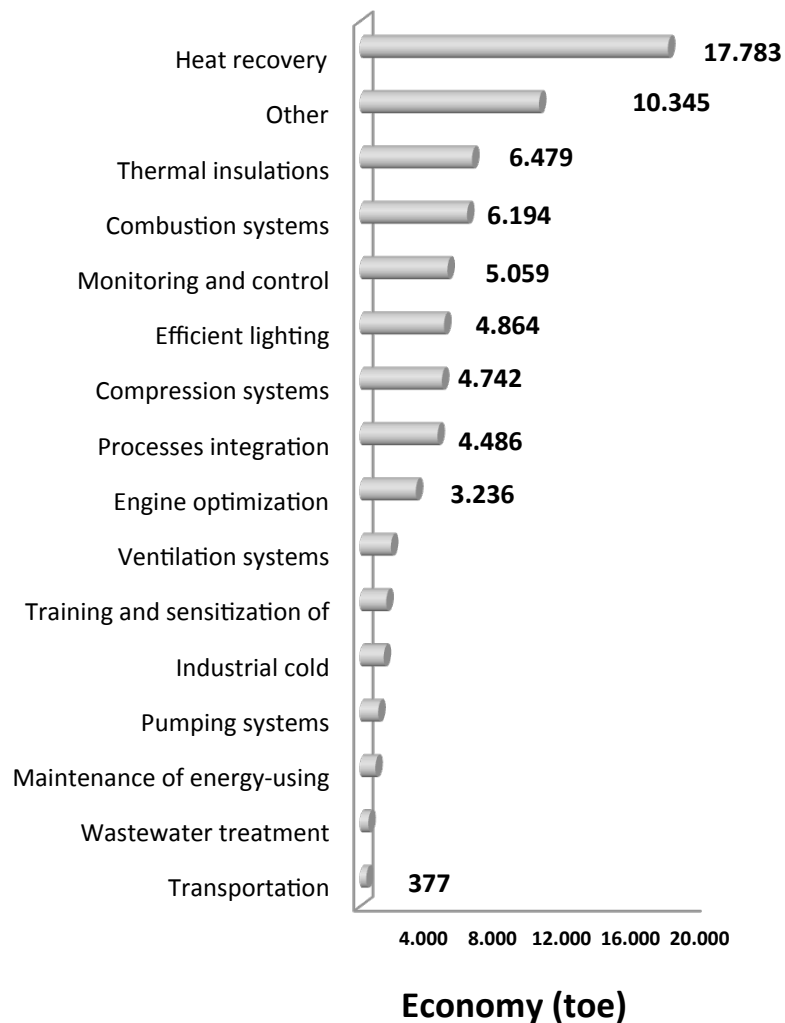
Records of 707 Rationalization Plans of Energy Consumption (803 foreseen up to Dec 2013) - Global Execution Rate of 88%.



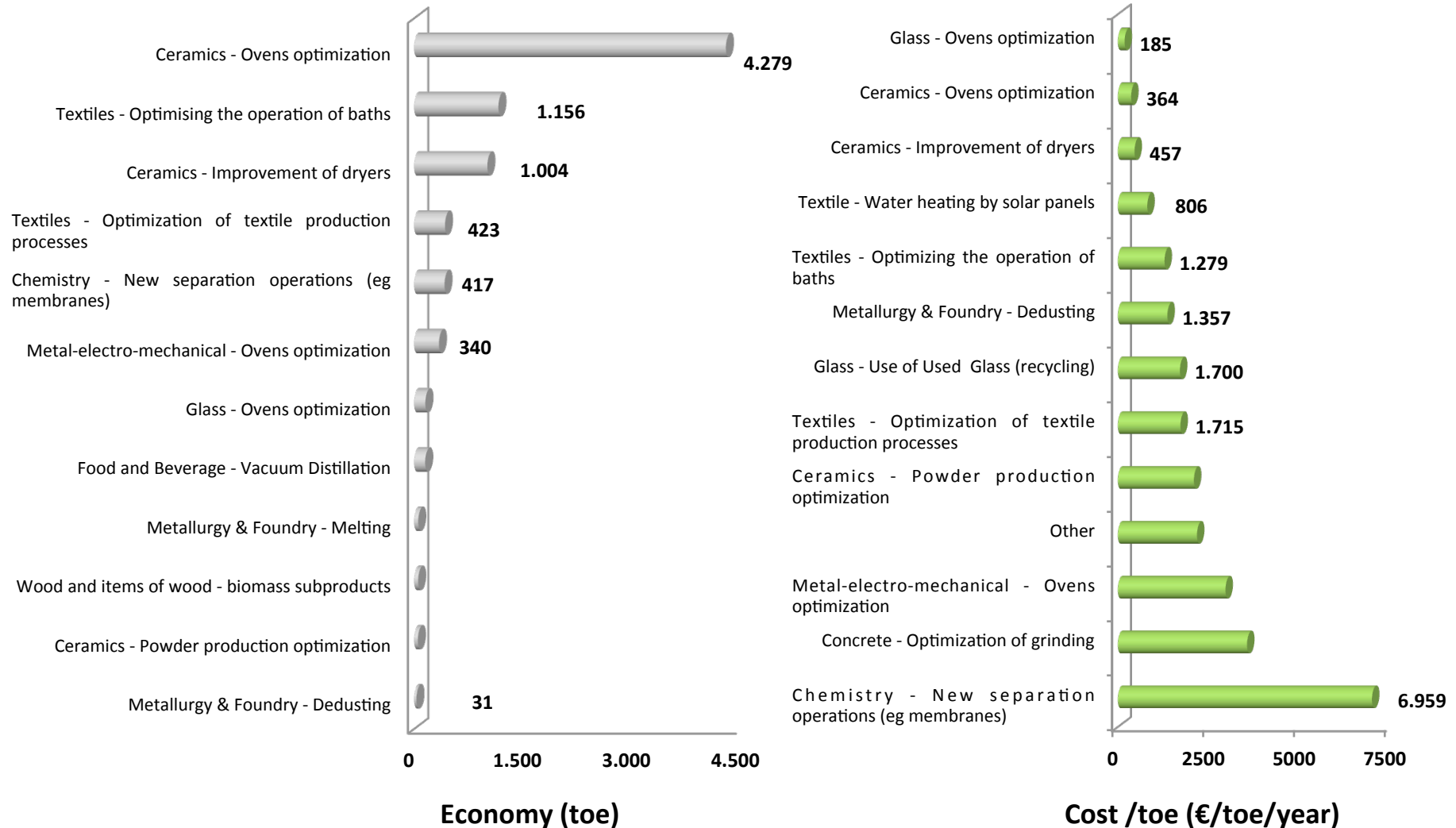
The 649 Rationalization Plans approved will reduce energy consumption by 80.769 toe and emissions by 291.903 tCO₂.



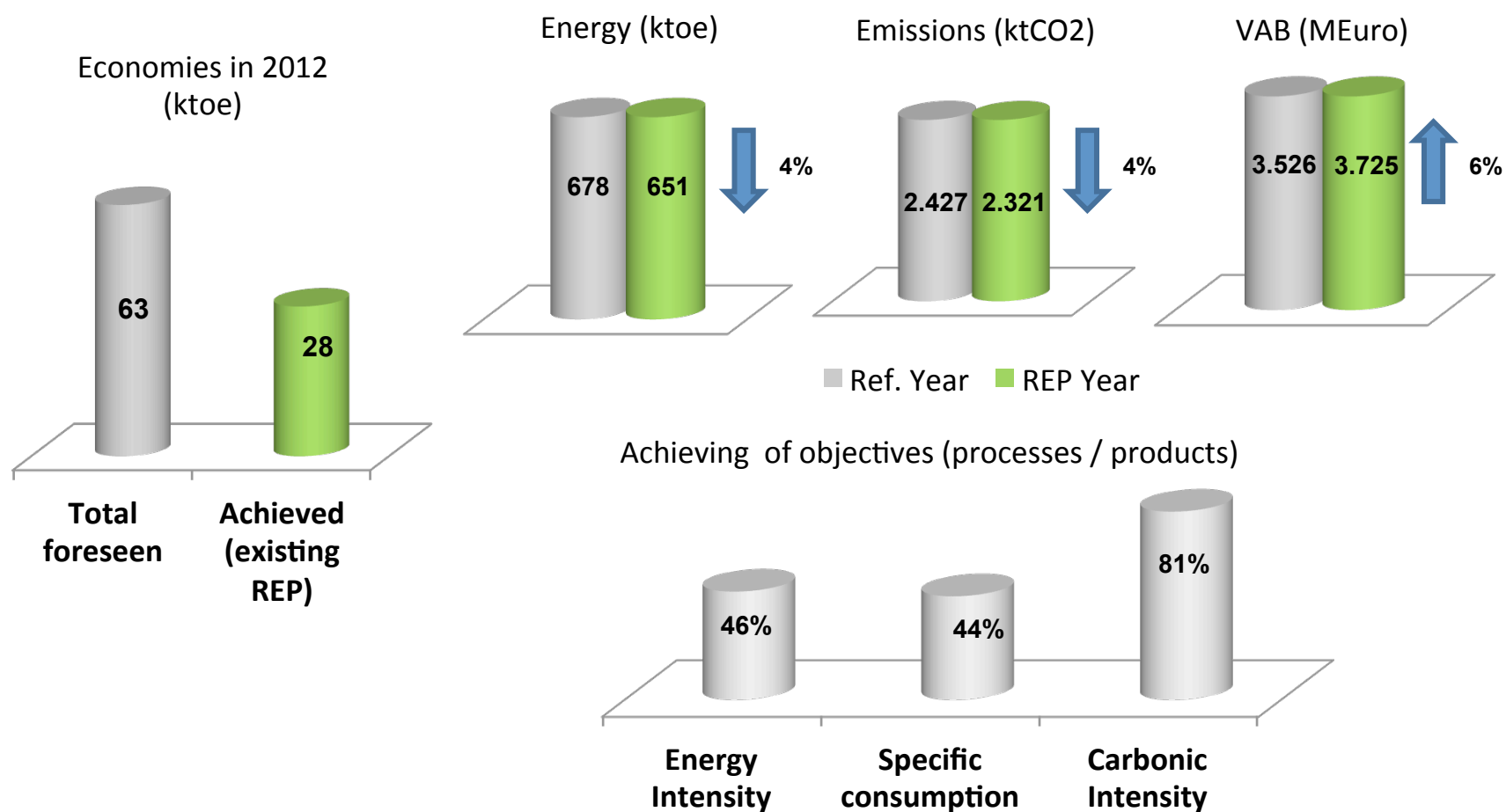
Potential energy savings by type of measure in approved PReN (Transversal measures)



Potential energy savings by type of measure in approved PReN (Sectorial measures)

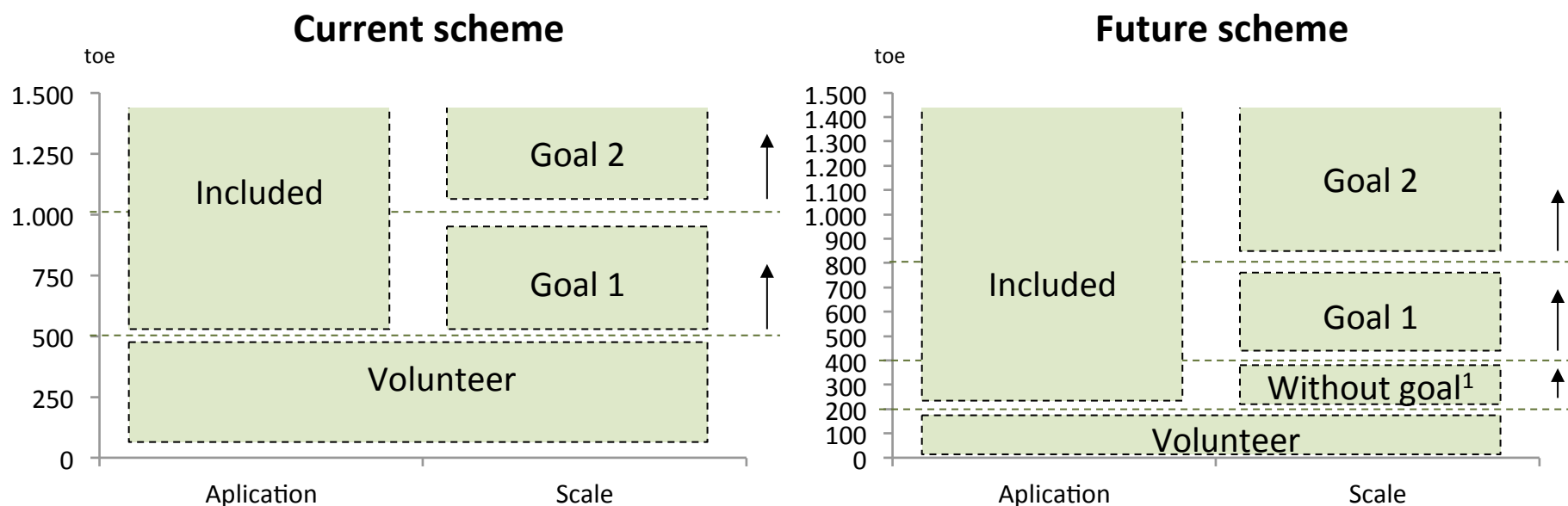


Records and evolution of the main variables and indicators of Execution and Progress Reports (444 records - 411 for 2009 and 2011 and 33 for 2010 and 2012).



SGCIE is being revised and will include companies with consumptions over 200 toe/year

Scope of SGCIE



- Energy audit every 6/8 years

- Energy audit every 5 years
- Changes at the level of Incentives and Tax Benefits
- Changes at the level of penalties

(1) Includes facilities in the framework of the European trade scheme

Thank you for your attention!

cristina.cardoso@dgeg.pt