



EU Building Stock Observatory



3rd EDITION 2023-2026

... Better data for better buildings

THE NEW CENTRAL REPOSITORY FOR BUILDING STOCK DATA IN THE EU: THE EUROPEAN BUILDING STOCK OBSERVATORY (BSO)

Dr. Andreas H. Hermelink | Coordinator BSO

18.10.2024



CONTENT

1. **What is the BSO and why is it more relevant than ever?**
2. **The new BSO: Features and demo**
3. **Keep it going!**




WHAT IS THE BSO?

BSO FACTS



Web platform



Open to all stakeholders (Member States, industry, NGO, research ...)



Facilitate better energy performance and climate neutrality of EU's building stock



Support whole policy cycle



The central data hub on the European building stock



NEW EED AND EPBD DOUBLE BOOST THE BSO'S RELEVANCE

EED BOOSTER: BSO AS AGGREGATOR FOR DATA ON PUBLIC BUILDINGS

(ART. 6 EED)

*‘Publicly available and accessible data about building stock characteristics, buildings renovation and energy performance may be aggregated by the **EU Building Stock Observatory** to ensure a better understanding of the energy performance of the building sector through comparable data.’*

By 11 October 2025, Member States shall ... establish and make publicly available and accessible an inventory of heated and/or cooled buildings that are owned or occupied by public bodies update ... at least every two years. The inventory shall be linked to the building stock overview ...

EPBD BOOSTER: NATIONAL DATABASE

(ART. 22 EPBD)

'Each Member State shall set up a national database for energy performance of buildings' ...

*At least once per year, Member States shall ensure the transfer of the information from the national database to the **Building Stock Observatory.**'*



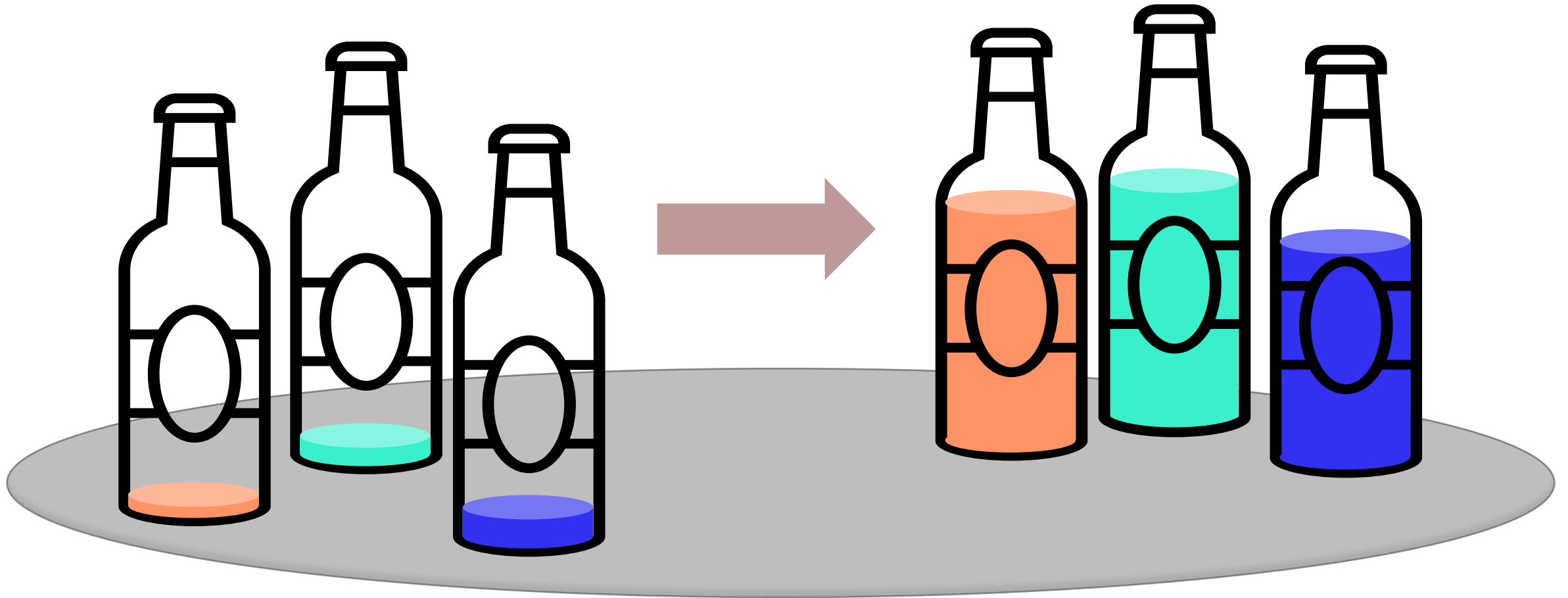
NEW BSO PHILOSOPHY

MADE BY THE USERS FOR THE USERS



BSO team facilitates these interactions and improvements

NO MORE EMPTY BOTTLES





NEW TEAM

CROSS-CUTTING COMPETENCIES



Project management
UI & Data structure



Indicator logic
Stakeholder engagement



Data collection
Data evaluation



Danish Energy
Agency

Member State involvement



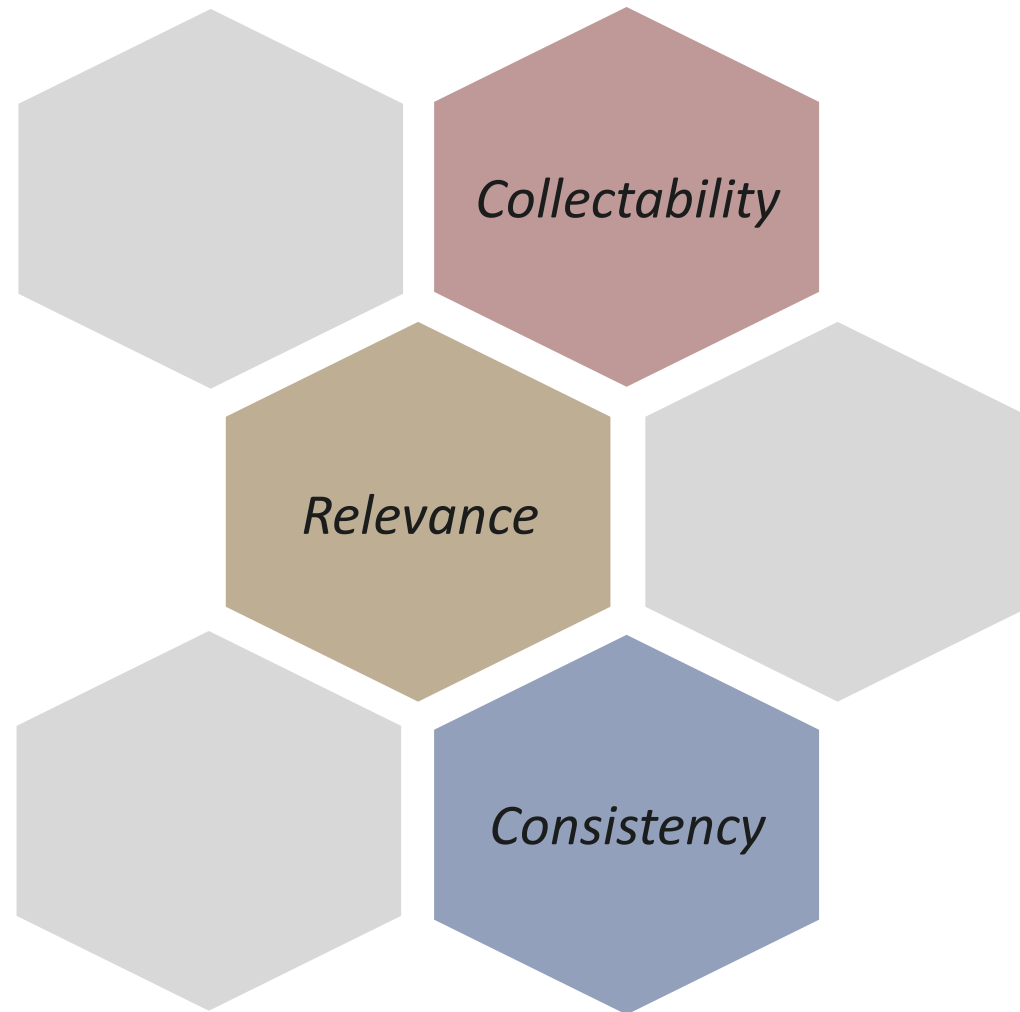
Quality review
Modelled data



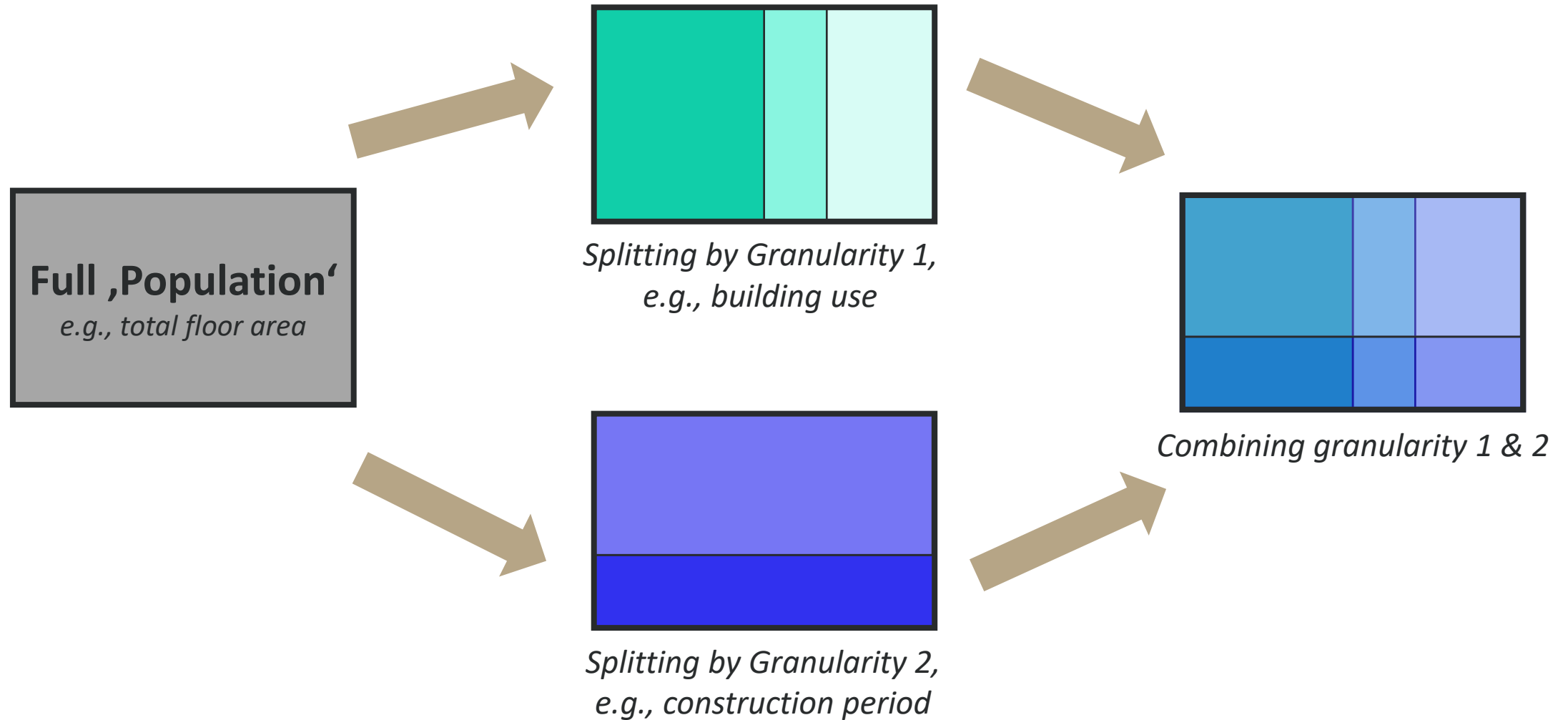


NEW LOGIC

PRINCIPLES FOR INDICATOR SELECTION



MULTI-STAGE DATA GRANULARITY





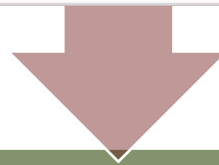
NEW DATA AND THEIR LINK TO EED

DRASTICALLY INCREASED DATASET:

FROM 6,750 TO 65,000 DATA POINTS, MULTIPLE LINKS TO EED

CURRENT INDICATORS

Number of buildings	Useful floor area	Total renovation rates	Floor area renovated	Number of buildings renovated	Final energy consumption in buildings
---------------------	-------------------	------------------------	----------------------	-------------------------------	---------------------------------------



ADDITIONAL INDICATORS & LEVEL OF DETAIL

Arrears on utility bills Share of energy bill	Electricity & Gas prices	Price index new construction	Number of dwellings	Total floor area building permits
Inability to keep house warm Too dark Mould	GHG emission from energy use in buildings	Final energy consumption by sector / by use	Heating/Cooling Degree Days (HDD/CDD)	Climate corrected space heating in households

Link to: [Art. 3 EED \(EE1st\)](#), [Art. 4 & 5 EED](#); [Art. 6 EED](#); [Art. 8 EED](#);



NEW RELATIONS


COLLABORATION WITH RELIABLE DATA SOURCES

eurostat 

JRC



European
Environment
Agency



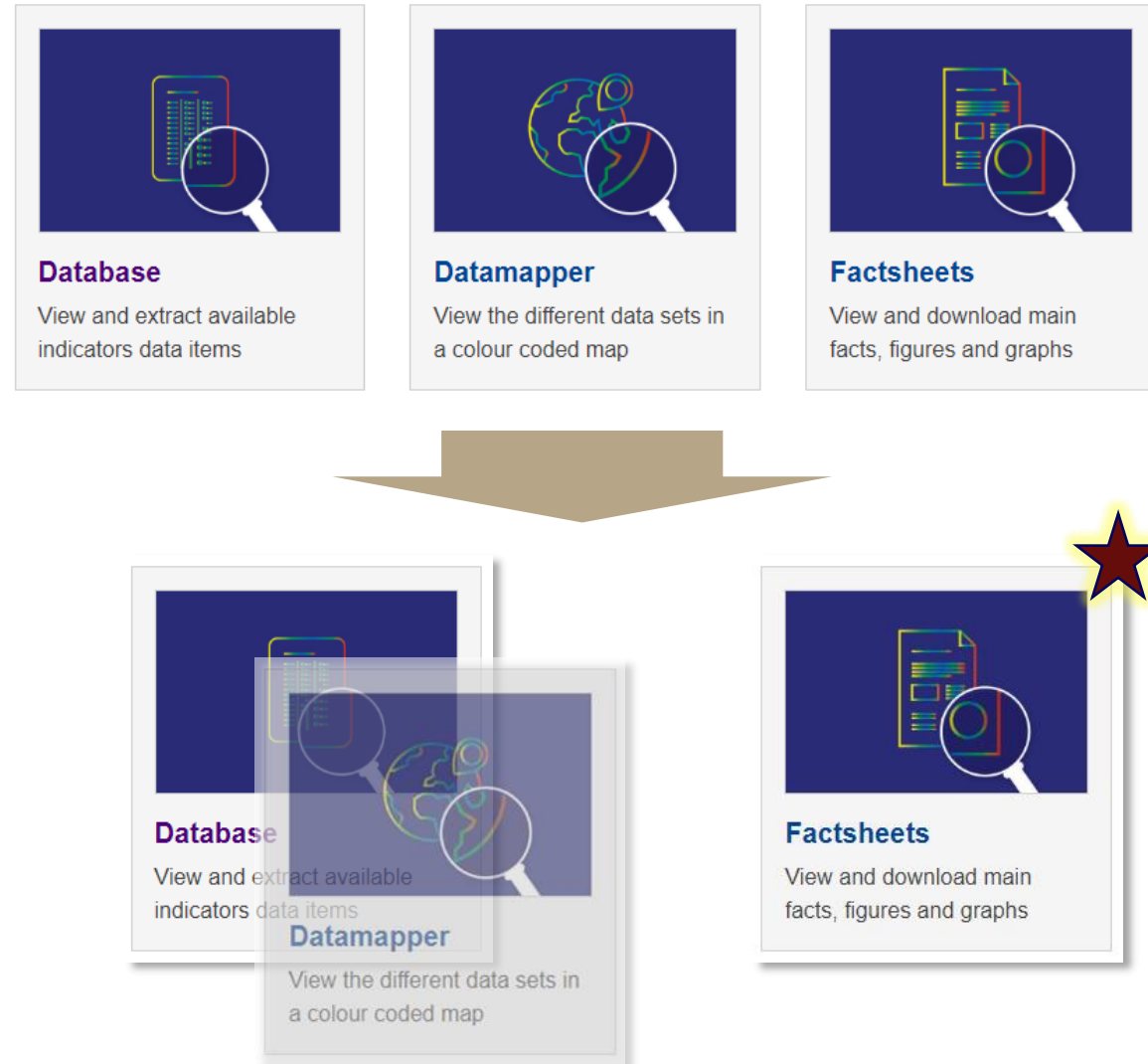
NEW LOOK & FEEL...

MEETING DIFFERENT USER NEEDS

A MORE INTUITIVE AND USER-FRIENDLY INTERFACE

We listened to user-feedback

- Merge of Database and Datamapper
=> single entry point
- Flexibility to adjust graphs
- Selection of different chart types
- Redesigned country Factsheets





USE CASE 1:

QUICK FACTS



USE CASE 2:

LET'S PLAY WITH THE BSO




USE CASE 3: DATA NERD

KEEP IT GOING!



Subscribe to the BSO newsletter



**Let us know if you'd like to participate
in one of our upcoming workshops**

carla.mauricio@bpie.eu

VISION: THIS IS MEANT TO BE YOUR BSO!



CONCERTED ACTION
ENERGY PERFORMANCE
OF BUILDINGS



CONCERTED ACTION
ENERGY EFFICIENCY
DIRECTIVE

ODYSSEY VS BUILDING STOCK OBSERVATORY: TWO COMPLEMENTARY TOOLS

Website: Access through Commission website; EPBD monitoring instrument (Art. 3 & 22).

1. Data type:

- Physical structure of building stock (floor area, number of buildings, U-values): Latest available year (2020)
- High granularity: previous data split by occupancy status, age group of buildings
- Eurostat data: Energy consumption, energy poverty, degree days: time series
- Composite data: Climate corrected space heat consumption, BSO bulletin
- Different levels of detail: factsheet, database, raw data file for download

2. Sources:

- Commission projects or reports and Eurostat.

Supported by the commission since 1992


Website : User friendly access through the project

1. Data type:


- Combine different data: energy data and activity data and indicators.
- Tracks information on an annual basis and is limited to an aggregation level where statistics exist.
- The update is centralized and in the hands of a few institutions.
- Multi-sectoral: the building is only part of the monitoring.
- Includes more analysis tools.

2. Sources:

- Eurostat, other international sources, detailed national data



QUESTIONS / ANSWERS



THANK YOU

Dr. Andreas H. Hermelink

Guidehouse

andreas.hermelink@guidehouse.com



[Visit the EU Building Stock Observatory website](https://energy.ec.europa.eu/topics/energy-efficiency/energy-efficient-buildings/eu-building-stock-observatory_en)

https://energy.ec.europa.eu/topics/energy-efficiency/energy-efficient-buildings/eu-building-stock-observatory_en



Follow **#EUBSO** and **#BSOupdates** on social media